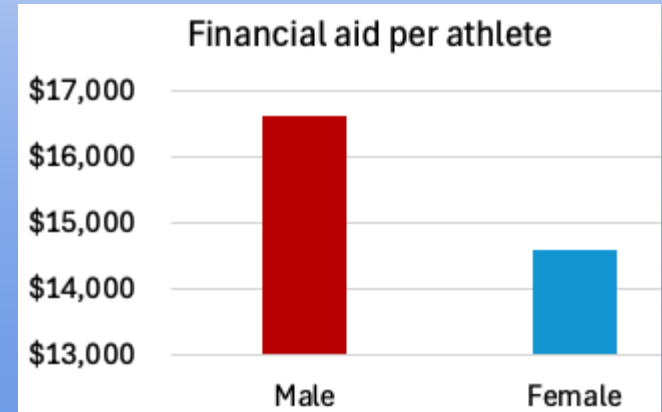


Treatment of Women: Overall Comparison

	UC Davis Men's Teams	UC Davis Women's Teams
Average Head Coach Salary	172k	100k
Average Asst. Coach Salary	60k	42k
Total Expenses for Teams	\$2.5 million <u>more</u> than their proportional share of the undergraduate population	\$2.5 million <u>less</u> than their proportional share of the undergraduate population
Athletic Related Student Aid	3% <u>more</u> than their proportional share of the undergraduate population	3% <u>less</u> than their proportional share of the undergraduate population
Recruiting Expenses	317k	222k
Practice Players	13 men counted as women	0 women counted as men
# Duplicated Athletes	14	76
# Unpaid Asst. Coaches	4	8
# Athletes Per Coach	7	12

Title IX Concerns: Financial Aid

- Financial aid for female athletes is not proportional to their participation.
- In 2023-2024, women are 59% of the varsity athletes and received only 56% of the \$10,155,570 in athletic financial aid.
- From 2019-20 through 2023-24, UC Davis deprived its female athletes of between \$317,970 and \$490,026 annually in equal athletic financial aid.
- To rectify the lost financial aid over past five years, female athletes should receive an additional \$4.7M.



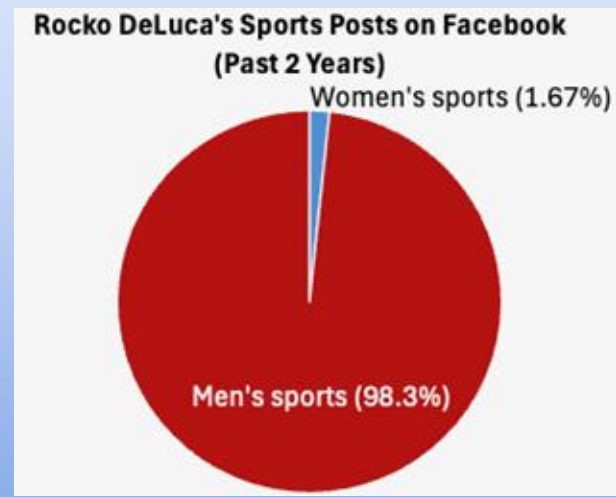
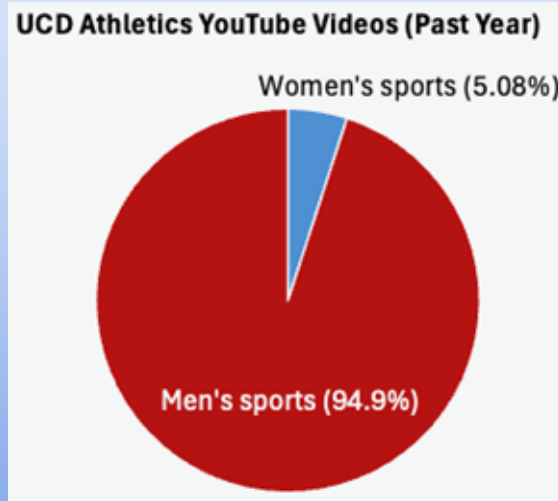
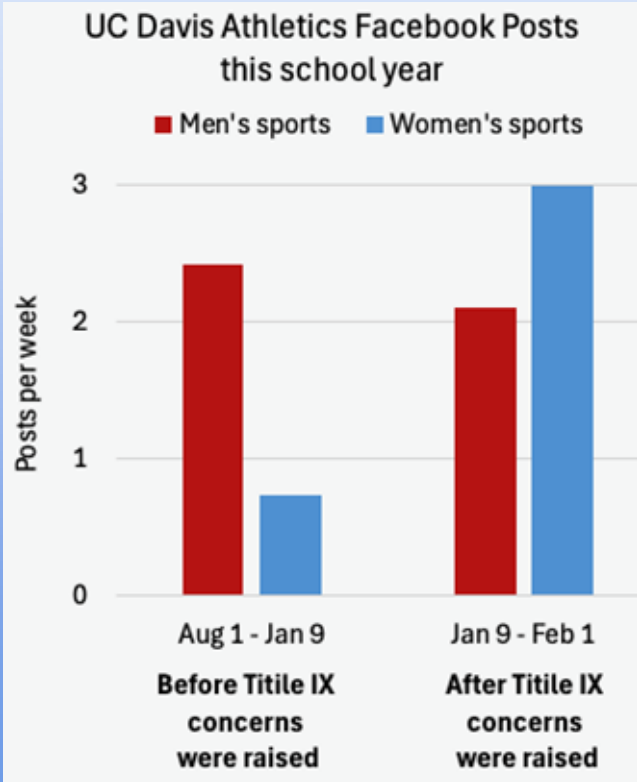
Title IX Concerns: Facilities and Travel

- Top three teams for travel expenses in FY2026 are men's teams.
- Men's teams spent \$457,498 more than women's teams overall.
- Baseball outspends softball by 68% on travel with increasing disparity over past five years.
- Men's basketball outspends women's basketball by 50% on travel with increasing disparity over last three years.



Title IX Concerns: Coverage

Men's sports at UC Davis have historically received significantly more social media attention than women's sports



The only mention of an equestrian two years in a row on UC Davis Athletics Facebook page was in a Valentine's post (no reference to accomplishments)

